

SALMAN



RECEPTION STATIONS



This fin front split level reception station incorporates a custom ADA height run-off. It is comprised of 2 rows of inlay option "A" to highlight the bowed face, a split transaction top in clear glass which floats above a satin chrome sub-top, which references the satin chrome kickbase below. The desk is from our standard line and includes a reception base, a square edge Natural Maple reception credenza shell, box/box/file pedestal in front and two 2-drawer lateral files in rear.



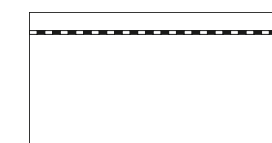
SPLIT LEVEL WITH ADA RUNOFF

Creative transaction tops can be achieved with multiple material layers, including glass and metal, incorporating color veneer inlays to establish accent lines.




Our standard inlays and kickbases can be customized from a selection of finishes and materials, including 1/8" scorelines with 3/4" high inlays of contrasting finish veneers, ebony reveals with satin chrome, in both solid and dashed lines.

RS-F



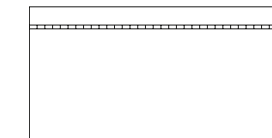
RS-F




SCORELINE




RS-F



RS-F



RECESSED KICKBASE

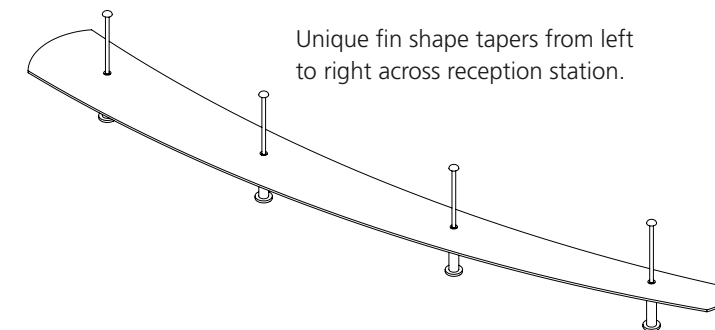


Custom reception station in an overall fin shape, created in special Amber Cherry on cherry veneer with and Black Galaxy granite transaction counter, supported by Salman exclusive satin chrome risers. The unit was designed to accept existing filing systems.

CUSTOM FIN SHAPE



Curved black granite transaction counter is suspended above cherry reception cabinet on stainless steel posts.





This split level bow front station in Natural Maple is created at an ADA compliant height, and features our bullnose edge. Two horizontal reveals in contrasting veneer, and a recessed aluminum kick plate, wrap the unit. Rear credenza is in matching Natural Maple.

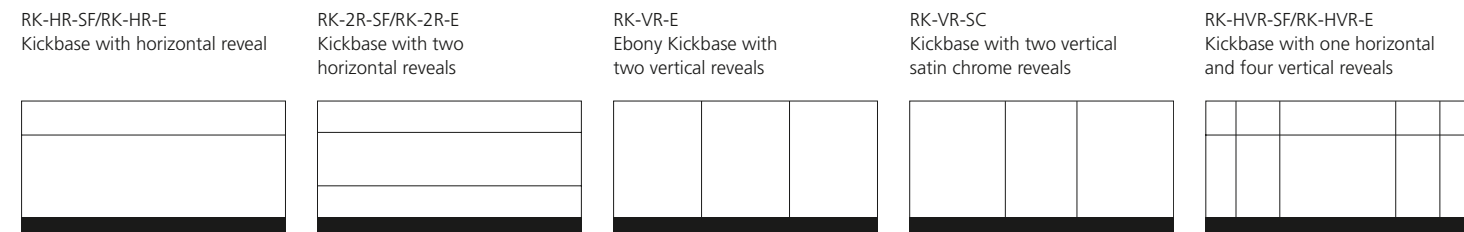
SPLIT LEVEL U-SHAPE





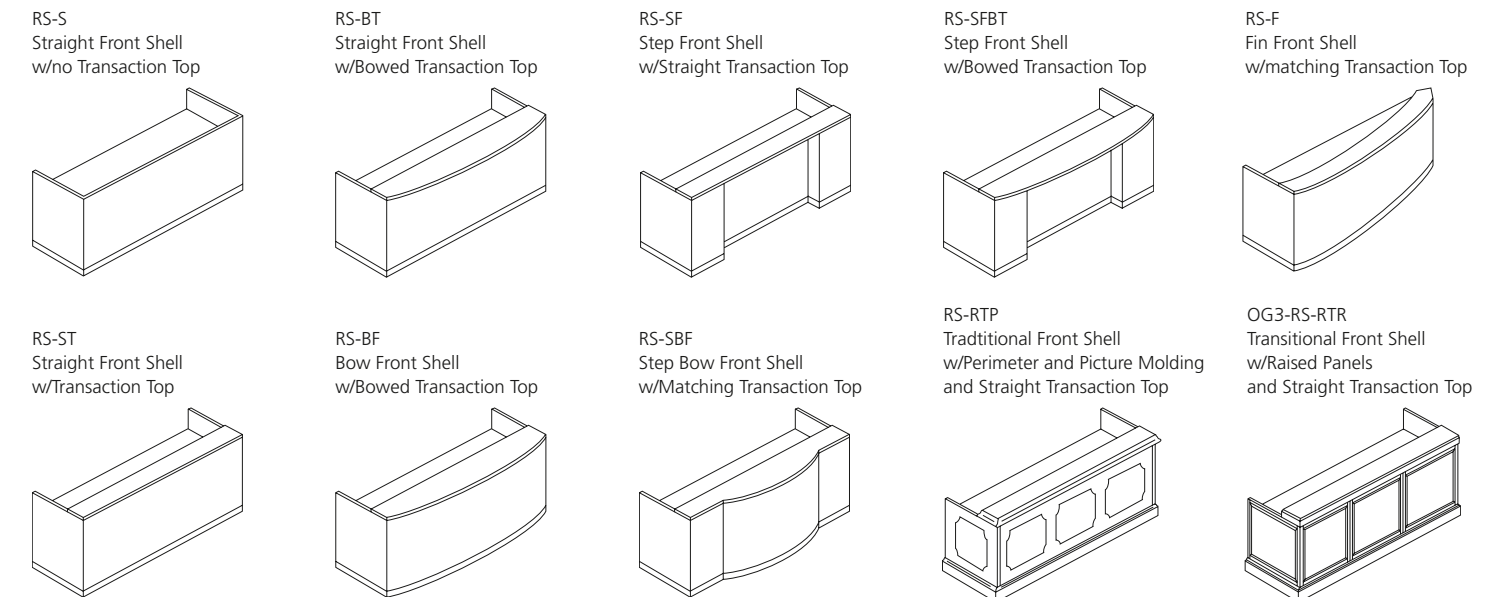
STANDARD BOW FRONT

Bow front Wheat Maple tapered edge reception desk with two file pedestal storage units, with clear glass bow front transaction counter and multiple satin chrome reveals and matching kickplate



STANDARD STEP BOW

Standard reception step bow station with matching bullnose edge transaction top and right handed return in copper maple. Box/file pedestal under main station worktop, file/file pedestal under return, and envelope/storage organizer above main station worktop.






This custom forward slanting station features a tapered edge, custom finish on walnut, a clear glass floating transaction counter, chrome bar pulls, and multiple storage pedestals: box/box/file and file/file

FORWARD SLANTING STATION

STRAIGHT FRONT STATION

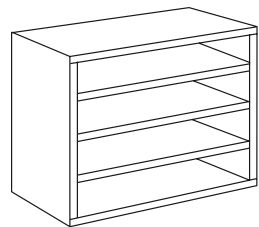
This standard straight front station in Medium Brown Cherry incorporates a transaction top in absolute black granite, and has been upgraded to 1.5" thickness with the BL2 edge. The station is completed with a right handed return with matching custom granite transaction top.



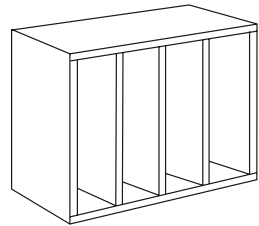


WORKTOP ORGANIZERS

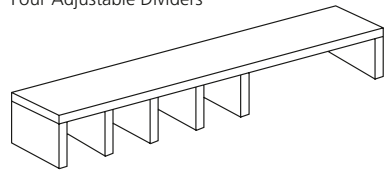
ORH
Four Horizontal Openings



ORV
Four Vertical Openings



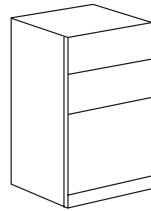
ORS
Envelope/Storage Organizer with
Four Adjustable Dividers



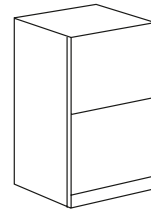
STANDARD PEDESTALS

Available in both 18" and 24" depths

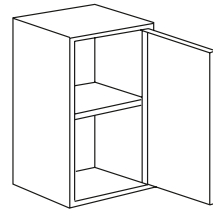
RS-D
Box/Box/File Pedestal



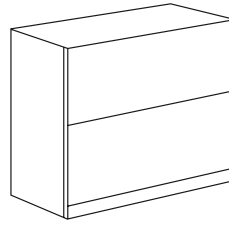
RS-C
File/File Pedestal



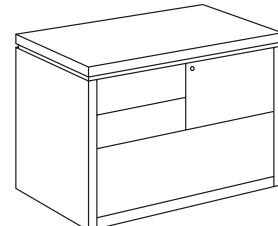
RS-L
Hinged Door Pedestal



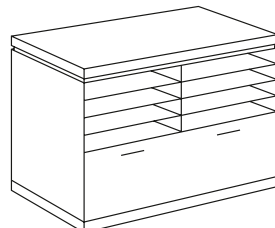
RS-LF
Two Drawer Lateral File



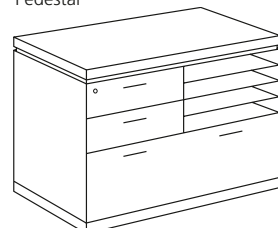
RS-PF
Personal File Pedestal



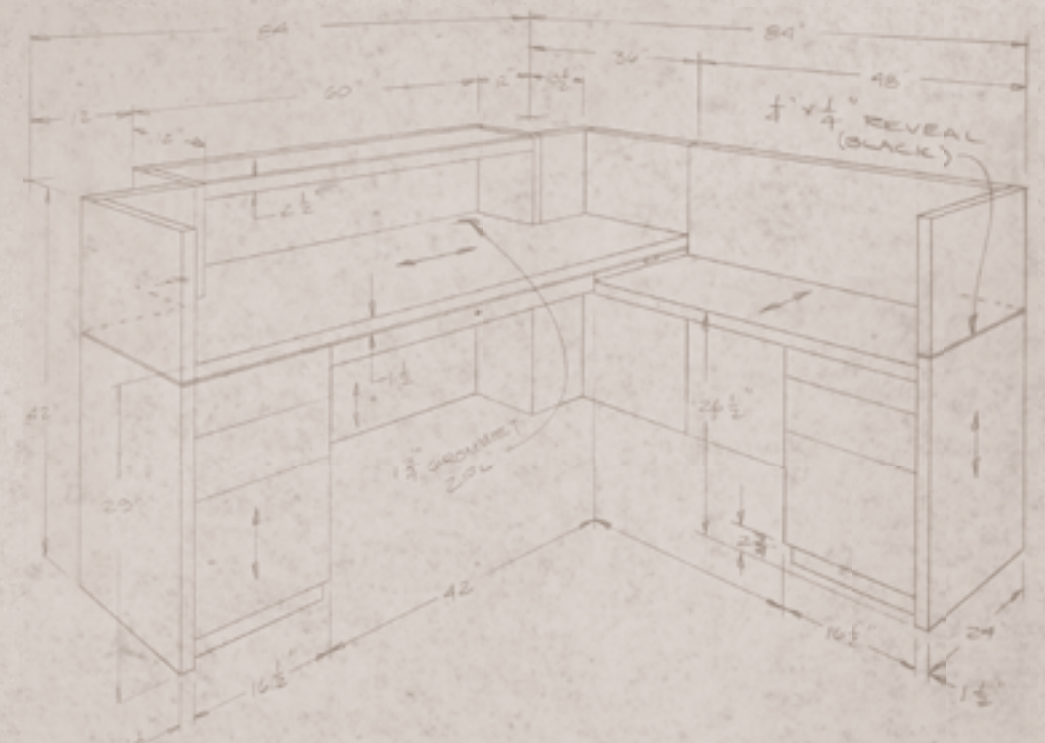
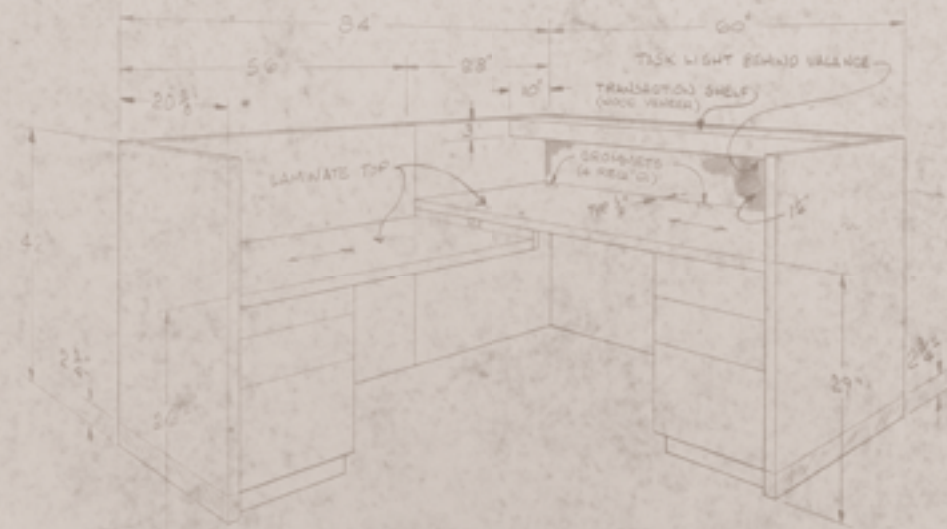
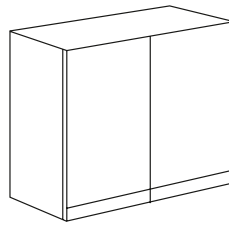
RS-CR-FF
Organizer/Lateral pedestal



RS-PFO
Personal File/Organizer
Pedestal



RS-H
Two Hinged Door Pedestal



SALMAN

